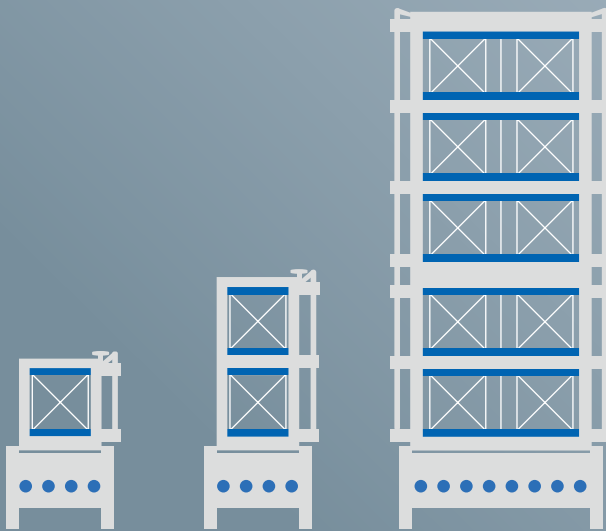




UNISOL
Membrane Technology











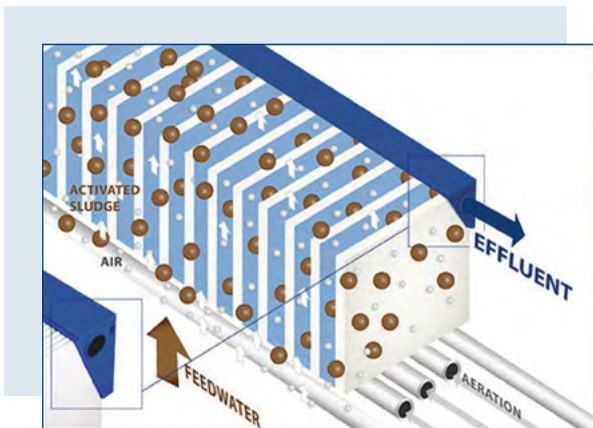
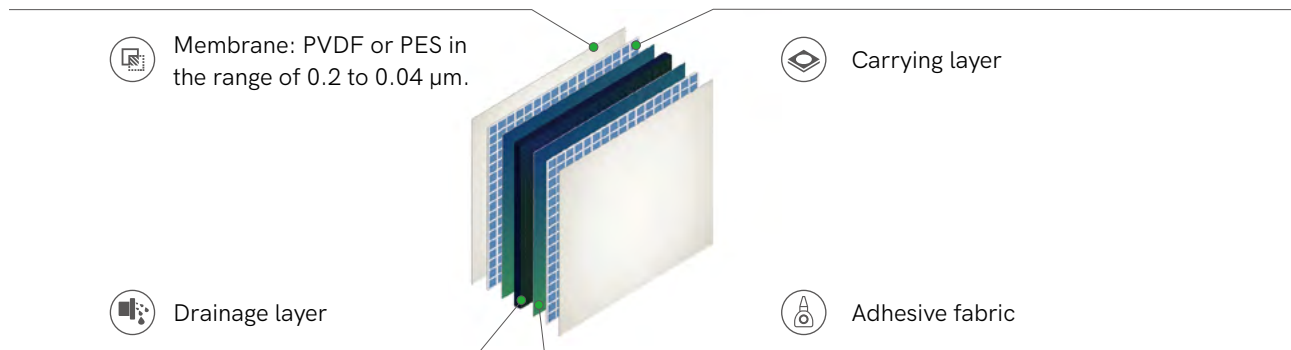
MYTEX MBR

Submerged MBR Units

Modular Design • Easy to Maintain • Customized


Advantages

 <p>High effluent quality</p>	 <p>High packing density</p>	 <p>Robust design (No guide rail required.)</p>	 <p>Modular design (Can be adapted to the existing space.)</p>
 <p>Optimized oxygen transfer (Fine bubble aeration)</p>	 <p>Smart design (Not susceptible to braiding or slugging.)</p>	 <p>Low pretreatment requirements.</p>	 <p>Improved process stability</p>




UNISOL MYTEX Membrane Modules combine the flat sheet technology with a unique design concept - stackable membrane modules. Membrane sheets are glued into self-supporting membrane blocks. These fully automatically produced membrane blocks are arranged side by side and stacked on top of each other in a module, allowing for a high flexibility in size for the MYTEX module.

In the last decade Membrane-Bio-Reactors (MBR) have become a State of the Art technology in wastewater treatment. The application of submerged MBR membranes increase the effluent quality and the efficiency of a waste water treatment plant within the activated sludge treatment.



UNISOL MYTEX Blocks



The modular concept of the MYTEX.BLOCKS allows for an easy installation of the complete module with a lifting gear or the assembly of the module on site in case space is a restriction. The stackable MYTEX.BLOCKS are perfectly suitable for a simple expansion or the complete module replacement in an existing plant. Customer-specific sizes are available on request.

MYT.U1L Membrane Modules & Operating Data

Module	Membrane area (m ²)	Dimensions (mm) Length*Width*Height	Typical design air flow rate
MYT.U1L1-52	52	1426*757*1203	47 Nm ³ /h
MYT.U1L2-104	104	1426*757*1724	47 Nm ³ /h
MYT.U1L3-156	156	1426*757*2253	47 Nm ³ /h
MYT.U1L4-208	208	1426*757*2778	47 Nm ³ /h
MYT.U1L3-312	312	1543*1295*2344	96 Nm ³ /h
MYT.U1L4-416	416	1543*1295*3016	96 Nm ³ /h
MYT.U1L5-520	520	1543*1295*3543	96 Nm ³ /h
MYT.U1L6-624	624	1543*1295*4068	96 Nm ³ /h

Parameters	Specification
Max.TMP during filtration	800mbar
Max. TMP during backwash	300mbar
Operating/Cleaning temperature	< 50°C
pH range for chemical cleaning	2-11
Recommended MLSS for continuous operation (g/L)	≤15

WE SUPPORT YOU - WORLDWIDE!



China

UNISOL Membrane Technology (Xiamen) Co., Ltd.
#1670, Butang Mid Rd, Tong'an District, Xiamen
361112, China
+86 592 6301318
infochina@unisol-global.com

Germany

WTA UNISOL GmbH
Fritz-Bothmann-Str. 1, 99867 Gotha,
Germany
+49 3621 73 77 920
info@wta-unisol.com

USA

UNISOL LLC
108 W.13th street suite 100, Wilmington,
Delaware 19801, USA
+1 310 334 9707
infousa@unisol-global.com

India

Mumbai, India
+91 98330 90670, +91 98201 89128
infoindia@unisol-global.com

Vietnam

198 N7 Street, Dong Tang Long, Long Phuoc
ward, Ho Chi Minh city, Vietnam
+84 983 537 155
infovn@unisol-global.com



UNISOL MEMBRANE TECHNOLOGY reserves the right to change specifications without prior notification.
For the latest version, please refer to the internet. info@unisol-global.com
www.unisol-global.com | www.wta-unisol.com